


# TR10A Tuffrail® Aluminium

## Industrial Handrail Specifications

### Single Top Rail - Aluminium

For level and rake applications



#### Key features

- › Modular flexibility
- › No-weld assembly
- › Superior corrosion protection
- › Lightweight
- › Flat pack delivery
- › Colour options available
- › Available ex-stock
- › BIM & CAD Support

#### Applications suited to

- › Water treatment facilities
  - › Coastal environments
  - › Jetties and boardwalks
  - › Service platforms and mezzanines
  - › Warehouses and loading bays
  - › Retaining walls and culverts
  - › Roof service areas and fall edges
- Refer to applicable Aust Standards and Building Codes
- › **Note:** Not suited to chlorine rich environments

#### Specification Summary

Supply and install the proprietary TR10A Tuffrail Aluminium system to substrate according to Moddex specifications, or by a Moddex accredited installer.

#### Technical Data

##### Material

<b>Stanchions &amp; rails</b>	Marine grade structural aluminium 6106-T6
<b>Clamp fittings</b>	Aluminium® Cast Alloy
<b>Clamp locking screws</b>	Stainless steel (304)

##### Protective coating

<b>Optional</b>	Powder coating and paint specs*
-----------------	---------------------------------

\*The standard process for Powder Coated and Painted handrail products is as follows: black steel is used for fabrication. The steel is sand blasted and a zinc primer coating is applied. The powder coat / paint coat is then applied over the zinc primer creating a dual shield coating with a decorative finish.

#### Dimensions

Variable depending on building/application/ code

##### Stanchions

<b>Diameter</b>	48.3mm OD
<b>Nominal Thickness</b>	3.2 - 4.0mm (loading dependent)

##### Rails

<b>Diameter</b>	48.3mm OD
<b>Nominal Thickness</b>	3.2mm

##### Clamp fittings

<b>Thickness</b>	5.0mm (approx)
<b>Locking screws</b>	M12 x 1.75 x 11mm - DEXX® Drive

#### Weight

Variable depending on building/application/ code

<b>Stanchion with clamps</b>	2.5 to 3.3kg
<b>Rail per metre</b>	1.6kg

#### Fixings

Stanchion attachment to

<b>Concrete</b>	M12 galvanized mechanical concrete anchor
<b>Structural steel</b>	M16 galvanized high tensile bolt set

\*Other Fixing options are available on request

#### Compliance

Moddex TR10A handrails are designed and manufactured in accordance with Australian Standard AS1657:2018 and relevant statutory WHS Codes of Practice/ Guidelines.

#### Testing

The system has been tested by a NATA accredited laboratory to AS 1657:2018.

#### Warranty

5 years from date of purchase subject to correct installation, use and maintenance in accordance with manufacturer's specifications and recommendations, unless otherwise negotiated at the time of purchase.

— Refer maintenance manual

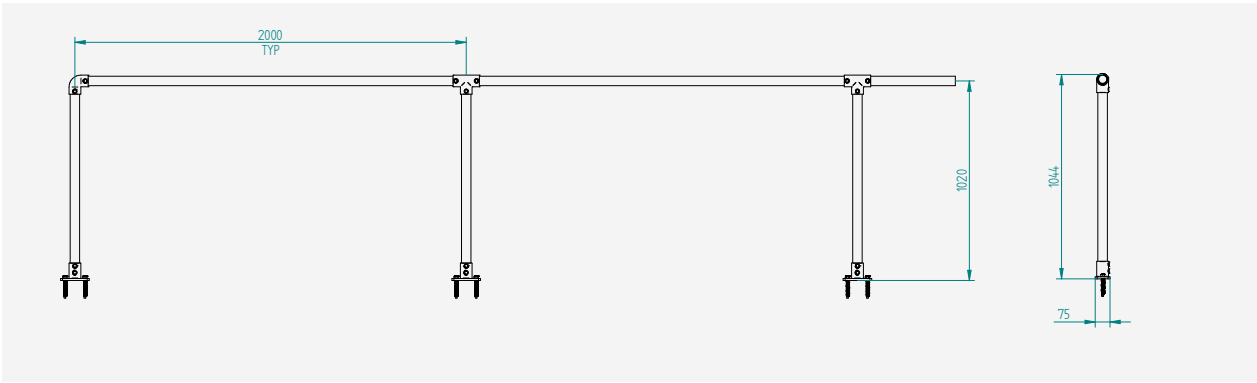
#### Inspection & Maintenance

Visual inspection for any damage or loose fixings must be done periodically and prior to use. No certified maintenance required. Basic wear and tear preventative maintenance is recommended, as per manufacturer's specifications and recommendations.

**Note:** Not suited to chlorine rich environments

— Refer maintenance manual

Technical Information



Mount Dimensions

T2 - Top Mount (2 Fixings)	F2 - Face Mount (2 Fixings)	CL - Channel Mount (2 Fixings)
GD - Inground Mount	CD - Cored Mount	AM - Angle Mount

Standard References

<p>Australian Standard AS 1657:2018</p> <p>5.4 GUARDRAILING</p> <p>5.4.1</p> <p>5.4.2</p> <p>5.5 TOEBOARD</p>
---

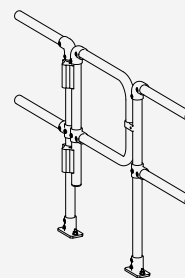
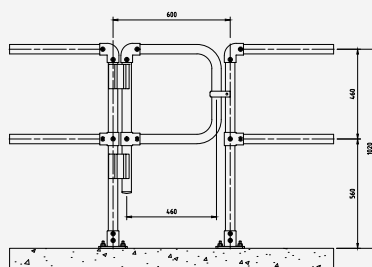
## Technical Drawing MD482.0600 – Self Closing Gate

### MD482.0600

Post Spacing 600mm

Length 460mm

Height 460mm



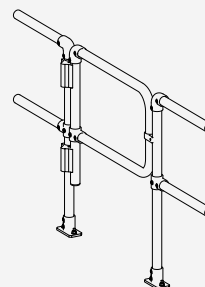
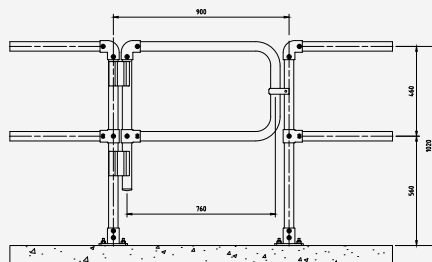
## Technical Drawing MD482.0900 – Self Closing Gate

### MD482.0900

Post Spacing 900mm

Length 760mm

Height 460mm



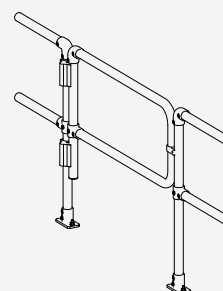
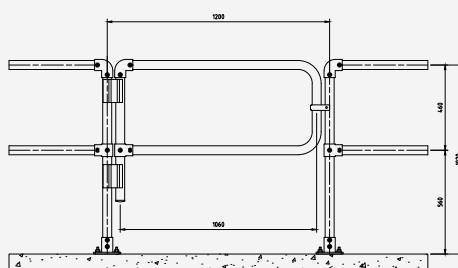
## Technical Drawing MD482.1200 – Self Closing Gate

### MD482.1200

Post Spacing 1200mm

Length 1060mm

Height 460mm



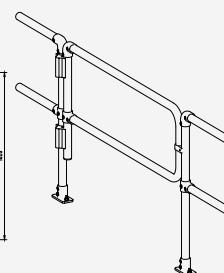
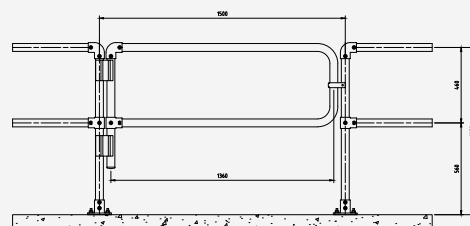
## Technical Drawing MD482.1500 – Self Closing Gate

### MD482.1500

Post Spacing 1500mm

Length 1360mm

Height 460mm



## Technical Drawing – 900mm Custom Gate with Toeboard

### MD482.0900 Custom

Post Spacing 900mm

Length 760mm

Height 1034mm

